

This article was downloaded by:

On: 23 January 2011

Access details: *Access Details: Free Access*

Publisher *Taylor & Francis*

Informa Ltd Registered in England and Wales Registered Number: 1072954 Registered office: Mortimer House, 37-41 Mortimer Street, London W1T 3JH, UK



Journal of Carbohydrate Chemistry

Publication details, including instructions for authors and subscription information:

<http://www.informaworld.com/smpp/title~content=t713617200>

A Facile Method for the Preparation of 6-Deoxy Derivatives of Chitin

Min Zhang^{ab}, Hiroshi Inui^{ab}, Shigehiro Hirano^{ab}

^a Chitin/Chitosan R&D Room, Tottori, Japan ^b Department of Agricultural Biochemistry and Biotechnology, Tottori University, Tottori, Japan

To cite this Article Zhang, Min , Inui, Hiroshi and Hirano, Shigehiro(1997) 'A Facile Method for the Preparation of 6-Deoxy Derivatives of Chitin', *Journal of Carbohydrate Chemistry*, 16: 4, 673 – 679

To link to this Article: DOI: 10.1080/07328309708007345

URL: <http://dx.doi.org/10.1080/07328309708007345>

PLEASE SCROLL DOWN FOR ARTICLE

Full terms and conditions of use: <http://www.informaworld.com/terms-and-conditions-of-access.pdf>

This article may be used for research, teaching and private study purposes. Any substantial or systematic reproduction, re-distribution, re-selling, loan or sub-licensing, systematic supply or distribution in any form to anyone is expressly forbidden.

The publisher does not give any warranty express or implied or make any representation that the contents will be complete or accurate or up to date. The accuracy of any instructions, formulae and drug doses should be independently verified with primary sources. The publisher shall not be liable for any loss, actions, claims, proceedings, demand or costs or damages whatsoever or howsoever caused arising directly or indirectly in connection with or arising out of the use of this material.

A FACILE METHOD FOR THE PREPARATION OF 6-DEOXY DERIVATIVES OF CHITIN¹

Min Zhang, Hiroshi Inui, and Shigehiro Hirano*

Chitin/Chitosan R&D Room, 445-Sakuradani, Tottori 680, and
Department of Agricultural Biochemistry and Biotechnology,
Tottori University, Tottori 680, Japan

Received September 2, 1996 - Final Form March 25, 1997

ABSTRACT

A novel two-step method for the preparation of 6-deoxychitin from *N*-acetylchitosan (**1**) is described. Compound **1** was prepared by *N*-acetylation of chitosan, and was specifically brominated at C6 to afford 6-bromo-6-deoxychitin (**2**). Compound **2** was treated with NaBH₄ in dimethylsulfoxide to give 6-deoxychitin (**3**). Repeated treatment of **3** with aq 40% NaOH at 100 °C for 10 h gave 6-deoxychitosan (**4**). Compound **3** was insoluble in aq 2% acetic acid, but **4** was soluble in aq 2% acetic acid. Compound **3** was hydrolyzed by chitinase from *Bacillus* sp. at a rate of 0.8 time that of **1**.

INTRODUCTION

Chitin [(1->4)-*N*-acetyl- β -D-glucosaminan] and chitosan (*N*-deacetylated chitin) are aminopolysaccharides found widely in nature, which have various biological functions.² 6-Deoxychitin (**3**) and 6-deoxychitosan (**4**) have not yet been found in nature, but their chemical preparation from chitin is of significance from a viewpoint of creating novel functional polymers. The classical three-step method for the preparation of **3** from chitin was by 6-*p*-toluenesulfonylation (tosylation), iodination, followed by reduction.^{2,3} We now report a facile two-step method for the preparation of **3** in relatively good yield by direct bromination of *N*-acetylchitosan (**1**), followed by reduction.

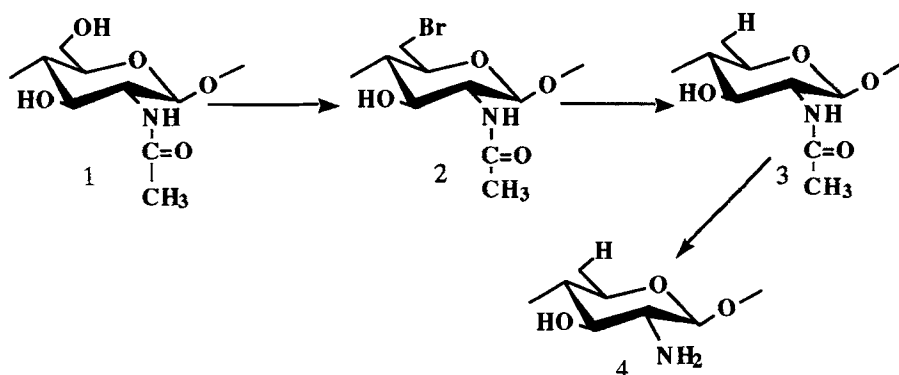
RESULTS AND DISCUSSION

Chitosan was *N*-acetylated by treatment with acetic anhydride in aq acetic acid-MeOH to afford **1** (a regenerated chitin).⁵ The hydroxyl group at C6 of **1** was directly brominated by treatment with a solution of *N*-bromosuccinimide (NBS) and triphenylphosphine (TPP) in 5% *N,N*-dimethylacetamide (DMA), to afford 6-bromo-6-deoxychitin (**2**, 0.67 for Br) in 89% yield. This procedure was originally used for the preparation of 6-bromo-6-deoxycellulose from cellulose.⁶ Treatment of **2** with NaBH₄ afforded **3** (d.s. 0.60 for 6-deoxy) in 72% yield. Compound **3** was repeatedly treated with aq 40% NaOH at 100 °C for 10 h to afford **4** (Scheme 1). The yield of **3** was 24% higher than that of the previous three-step method.⁴

The degree of bromination of **1** by treatment with NBS and TPP in 5% LiBr-DMA solution under the present condition was up to 0.67 per GlcNAc. The selective bromination at the C6 position was confirmed from chemical shift data in the ¹³C NMR spectrum. This result is in agreement with the bromination of cellulose under the same conditions.⁶ In the ¹³C NMR spectrum (20% DCl) of **3**, the 6-methyl group (d.s. 0.60) was detected at δ 18.9 ppm, although its distribution in the chitin molecule is unknown (Fig.1). The methyl signal was also detected in the acid hydrolysate of **3** at δ 19.1-19.3 ppm in the ¹³C NMR spectrum (10% DCl) and at δ 1.27-1.36 ppm in the ¹H NMR spectrum (10% DCl). In the ¹³C NMR spectrum (20%DCl-D₂O) of the *N*-acetylated product, the C6 methyl signal appeared at δ 18.9 ppm, *N*-acetylmethyl signals at δ 24.0 and 25.0, and *N*-acetyl C=O signals at δ 177.0 and 180.0 ppm, respectively. Appearance of two signals for each *N*-acetylmethyl and *N*-acetyl C=O signal are due to presence of both *N*-acetyl-D-glucosamine and 6-deoxy-*N*-acetyl-D-glucosamine residues in **3**.

The hydrolysis rate of **3** (d.s. 0.6 for 6-deoxy) by chitinase from *Bacillus* sp. was at 78% of **1**, indicating that chitinase reaction was a little inhibited by introducing a methyl group at C6 of chitin. However, the distribution for 6-methyl group in **3** and the structure of enzymatic reaction products are unknown.

For the *N*-deacetylation of **3** in concd alkaline solution, more vigorous conditions were required than for chitin,⁷ resulting in considerable degradation. This indicates that *N*-deacetylation is inhibited by the introduction of a C6 methyl group in the chitin molecule.



Scheme 1

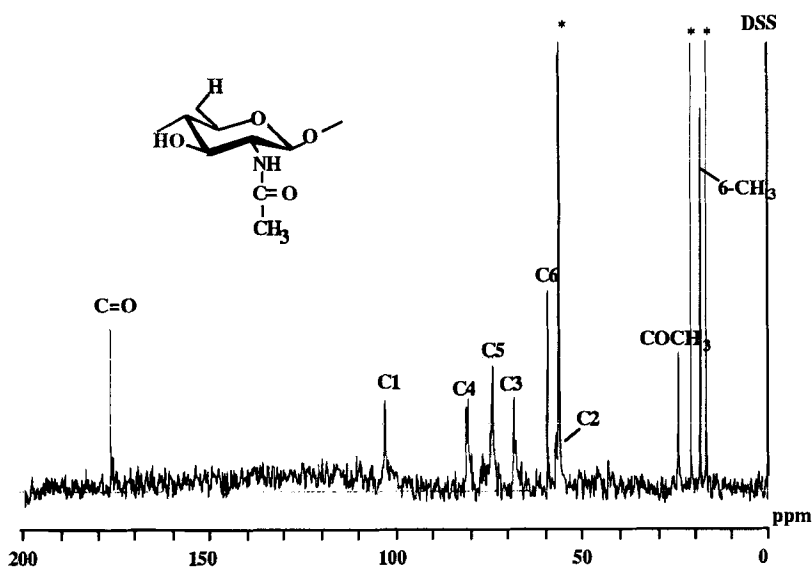


Figure 1. ^{13}C NMR spectrum of **3** in 20% $\text{DCl-D}_2\text{O}$. Sodium 2, 2-dimethyl-2-silapentane 5-sulfonate(DSS) was used as an internal signal standard, $\delta = 0$.

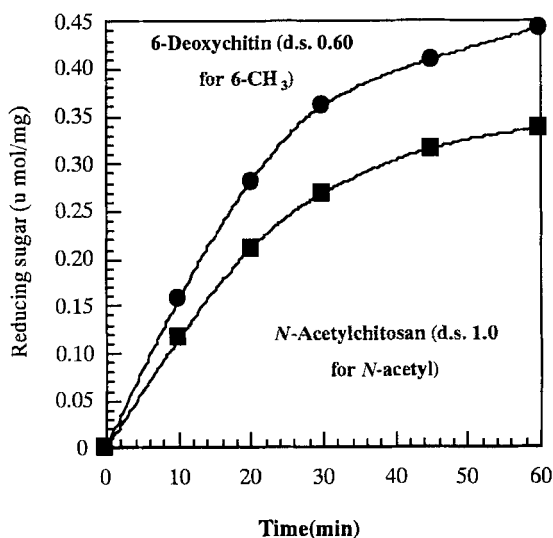


Figure 2. Time course of the enzymatic hydrolysis of **1** and **3** by chitinase from *Bacillus* sp.

EXPERIMENTAL

General Procedures. ¹³C CPMAS NMR spectra were recorded on a Chemagnetics CMX 360 NMR spectrometer, ¹³C NMR spectra (DMSO) on a Jeol JNM-GX 270 FT-NMR spectrometer, FT-IR spectra (KBr) on a Jasco FT-IR 5300 spectrometer, and specific rotations on a Horiba SEPA-200 polarimeter. Elemental analysis were performed at the Elemental Analysis Center of Kyoto University, Kyoto.

N-Acetylchitosan (1). Chitosan was *N*-acetylated in aq 2% acetic acid-methanol to give **1** (95% yield, d.s. 1.0 for NAc). FT-IR (KBr) 1660 and 1554 cm⁻¹ (C=O and NH of NAc). ¹³C CPMAS NMR δ 174.3 (C=O of Ac), 104.3 (C1), 75.5 (C3), 83.7 (C4), 74.0 (C5), 60.7 (C6), 55.7 (C2), 23.4 ppm (CH₃ of Ac).⁸

6-Bromo-6-deoxychitin (2). The following treatments were performed in anhydrous conditions under nitrogen gas. LiBr (8 g) was dissolved in DMA by stirring at 75 °C for 1 h to give 5% LiBr-DMA solution, to which **1** (0.4 g) was added. The mixture was stirred at 75 °C 24 h to give a clear viscous solution. Under cooling in an ice bath, a solution of NBS (3.5 g, 10 mol/GlcNAc) and TPP (5.2 g, 10 mol/GlcNAc) dissolved in

DMA (10 mL) was added, and the total volume was adjusted to 80 mL by addition of DMA. The mixture solution was stirred at room temperature for 15 min and then at 75 °C for 1.5 h. The reaction mixture was poured dropwise into acetone (800 mL) to give a precipitate, and the precipitate was collected by centrifugation and washed thoroughly with acetone. The precipitate was suspended in 1 M Na₂CO₃ solution, stirred at room temperature overnight, collected by filtration, washed successively with water, ethanol and ether, and dried to give a slightly yellow product [**2**, 0.44 g (90% yield), [α]²⁰_D -40° (c 1, formic acid), d.s. 0.67 for Br]. The product was soluble in 5% LiBr-DMA and swollen in DMSO and pyridine. FT-IR (KBr) 1658 and 1531 (C=O and NH of NAc), and 680 cm⁻¹ (C-Br).⁹

Anal. Calcd for [C₈H₁₂O₄N(Br)_{0.67}(OH)_{0.33}]_n: C, 38.67; H, 5.20; N, 5.60; Br, 19.09. Found: C, 38.48; H, 5.05; N, 5.61; Br, 19.24.

6-Deoxychitin (3). Compound **2** (0.35 g) was swollen in DMSO (10 mL) under nitrogen gas, NaBH₄ (0.5 g) was added at room temperature, and the mixture was stirred at 80 °C for 8 h. The reaction mixture was poured into ethanol (150 mL), and excess NaBH₄ was degraded by addition of aq acetic acid to give a white precipitate. The precipitate was collected by filtration, washed with ethanol, and dried to give a white solid. The solid was treated with acetic anhydride (0.1 mL) in methanol (50 mL) at room temperature for 3 h to give a white product [**3**, 0.19 g (72% yield), d.s. 0.6 for CH₃-C6]. Compound **3** was soluble in formic acid, but insoluble in water and in common organic solvents. FT-IR (KBr) 1660 and 1554 cm⁻¹ (C=O and NH of NAc); ¹³C NMR (20% DCl in D₂O) δ 177.0 (C=O of NAc), 103.5 (C1), 81.7 (C4), 75.0 (C5), 68.8 (C3), 60.0 (C6), 56.3 (C2), 24.0 (CH₃ of NAc), and 18.9 ppm (6-methyl).

Anal. Calcd for [C₈H₁₂O₄N(H)_{0.60}(OH)_{0.40} · 0.36 H₂O]_n: C, 45.10; H, 6.05; N, 6.37. Found: C, 44.86; H, 5.92; N, 6.52.

O-Acetylation of 3. Compound **3** (0.5 g) was suspended in pyridine (20 mL), and 2,4-dimethylpyridine (0.2 g) and acetic anhydride (2 mL) were added. The mixture was stirred at room temperature overnight to give a brown solution, and the solution was added dropwise to ice-water. The precipitate produced was collected by centrifugation, washed with water and ethanol, and dried to give a brown product (O-acetyl 6-deoxy-

chitin) in 0.42 g yield. The product was soluble in DMSO. FT-IR (KBr) 1748 and 1228 (C=O and C-O of OAc), and 1660 and 1554 cm^{-1} (C=O and NH of NAc); ^{13}C NMR (DMSO- d_6) δ 169.3-171.8 (C=O of NAc and OAc), 100.5 (C1), 80.8 (C4), 71.5 (C5), 70.3 (C3), 54.3 (C6), 52.5 (C2), 20.2-22.4 (CH_3 of NAc and OAc), and 17.2 ppm (6-methyl).

Acid hydrolysis of 3. Compound **3** (0.1 g) was hydrolyzed in aq 6N HCl (2 mL) at 100 °C for 15 h, and the hydrolysate was diluted with water, decolorized with activated carbon, filtered, concentrated in vacuo, and dried over solid NaOH in a desiccator to give hydrolyzed product as a syrup. The product was *N*-acetylated with acetic anhydride in methanol¹⁰ to give *N*-acetylated product as a syrup.

Chitinase hydrolysis of 3. Compounds **1** and **3** (each 10 mg, >200 mesh) were each stirred in 1.8 mL of 0.2M acetate buffer solution (pH 5.0) at 40 °C for 1 h. Chitinase (2.0 mg) from *Bacillus* sp. dissolved in 0.2 mL of the same buffer solution was added. The resulting solution was incubated at 40 °C for 10, 20, 30, 45 and 60 min,¹¹ and the reducing sugar formed was analyzed by a modified method¹² of Schales and Schales.

6-Deoxychitosan (4). Compound **3** (0.20 g) was treated in an aq 40% NaOH solution in the presence of NaBH_4 (0.7 mol/GlcNAc) at 100 °C for 10 h. After cooling to room temperature, the reaction mixture was diluted with ice water, and the precipitate was collected by centrifugation, washed thoroughly with water and ethanol and dried. The treatment was repeated at least two times until disappearance of *N*-acetyl absorptions at 1650 and 1550 cm^{-1} in the FT-IR spectra to afford **4** in 0.08 g yield. The product was soluble in aq 2% acetic acid. FT-IR (KBr) 1604 cm^{-1} (NH_2).

ACKNOWLEDGMENT

This work was supported by a research grant from Japan Society for the Promotion of Science, Tokyo, Japan (M.Z.).

REFERENCES AND NOTES

1. Presented at the *XVIII International Carbohydrate Symposium*, Milan, Italy, July 21-26, 1996.

2. S. Hirano, H. Inui, H. Kosaki, Y. Uno, and T. Toda in *Biotechnology and Bioactive Polymers*, C. Gebelein and C. Carraher Eds.; Plenum Press, New York, 1994, p45.
3. K. Kurita, H. Yoshino, K. Yokota, M. Ando, S. Inoue, S. Ishii, and S. Nishimura, *Macromolecules*, **25**, 3786 (1992).
4. M. Zhang, H. Hisamori, T. Yamada, and S. Hirano, *Biosci. Biotechnol. Biochem.* **58**, 1906 (1994).
5. S. Hirano, Y. Ohe, and H. Ono, *Carbohydr. Res.*, **47**, 315 (1976).
6. F. Furuhata, K. Koganei, H. Chang, N. Aoki, and M. Sakamoto, *Carbohydr. Res.*, **230**, 165 (1992).
7. D. Horton and D. R. Lineback, *Methods Carbohydr. Chem.*, **5**, 403 (1965).
8. S. Hirano, Y. Ohe, and H. Ono, *Carbohydr. Res.*, **47**, 315 (1976).
9. Recently, chitin was directly brominated by treatment with equimolar amounts of NBS and TPP at 50-90 °C to afford **2** (d.s. < 0.94 for Br) [H. Tseng, K. Furuhata, and M. Sakamoto, *Carbohydr. Res.*, **270**, 149 (1995)].
10. Y. Inoyue, K. Onodera, S. Kitaoka, S. Hirano, *J. Am. Chem. Soc.*, **78**, 4722 (1956).
11. H. Inui, M. Yoshida, and S. Hirano, *Biosci. Biotechnol. Biochem.* **60**, 1886 (1996).
12. T. Imoto and K. Yagishita, *Agric. Biol. Chem.*, **35**, 1154 (1971).